



**AAA School Safety Patrol™  
Lifesaving Nomination**

A proud tradition since 1920, the AAA School Safety Patrol™ program equips patrollers with the skills and resources needed to ensure children commute to and from school safely. The AAA School Safety Patrol™ program now includes more than 560,000 patrollers in 50,000 schools worldwide who dedicate their time to ensure pedestrians are safe. The patroller duties are a valuable contribution to the major reduction in pedestrian fatalities and injuries. Their daily achievements deserve to be recognized on a national level.

## **AAA School Safety Patrol™ Lifesaving Award**

The AAA School Safety Patrol™ Lifesaving Award is the highest award given to members of the AAA School Safety Patrol™. Recipients are select patrol members who, while on duty, have saved the life of a person in imminent danger.

The program was initiated by AAA to recognize school safety patrol members for heroic lifesaving efforts. Since its inception in 1949, there have been 382 boys and girls from 31 states and the District of Columbia who have been honored with the Lifesaving Medal.

A National Review Board, made up of representatives from organizations in the fields of education, law enforcement, and safety is appointed annually. It is their duty to select deserving medal recipients from the nominated candidates.

The award recipients are then assembled at the national awards event and bestowed the honor in a specially planned ceremony.

## **Qualifications for the Patrol Lifesaving Medal Recommendation**

The AAA School Safety Patrol™ Lifesaving Award honors a member of any authorized AAA School Safety Patrol™ when there is conclusive proof that:

- The life of the person saved was in imminent danger.
- The act was performed while the patrol member was on authorized duty, going to or from a duty post, or while on duty as a bus patrol member. (NOTE: If duty and/or location of patrol member are different than recommended in "Policies and Practices for AAA School Safety Patrol™", local instructions to this effect should be indicated in the documentation.)
- No negligence on the part of the patrol member caused or contributed to the person rescued being placed in the situation where his/her life was endangered.
- The act occurred from February 2008 to February 2009.

## **Procedures for Medal Recommendation**

There are no restrictions as to who may recommend a patrol member for a Patrol Lifesaving Award. Any person who sees or has reliable information on a Patrol performing a lifesaving act may do so. Please note that the Patrol Supervisor has the initial responsibility for approving the recommendation and should investigate all circumstances surrounding the act. **There are four steps involved in making a medal award recommendation:**

- I. Complete the official Recommendation Form.
- II. Gather supporting material.
- III. Prepare a diagram of the lifesaving incident.
- IV. Submit all material to: Terpse Gentile  
AAA Mid-Atlantic  
14280 Park Meadow Drive  
Chantilly, VA 20151  
703-222-4112, fax 703-502-9445 or  
email [tgentile@aaamidatlantic.com](mailto:tgentile@aaamidatlantic.com).

## **I. Recommendation Form**

The Recommendation Form is one of the major documents used by the National Review Board in reviewing the case, and thus must be filled out neatly and accurately. Make sure the form is filled out completely. The more factual and detailed the information, the better.

## **II. Supporting Material**

Supporting documentation is necessary to substantiate and clarify the act described on the recommendation form.

### **The following list of items should be included whenever possible:**

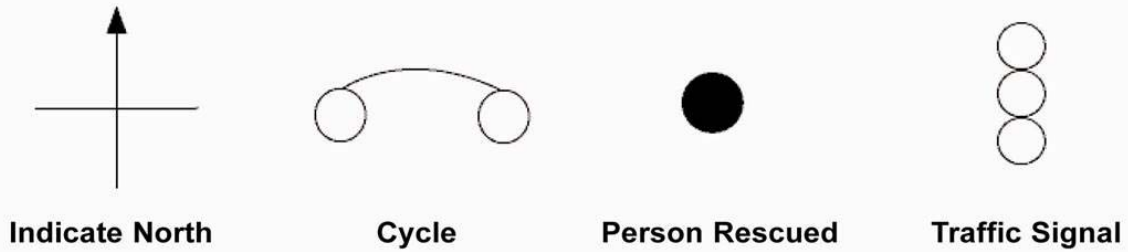
- Descriptive signed statement of the action by a witness or witnesses.
- Statement from the operator of the vehicle(s) involved in the incident.
- Statement from the nominee describing the incident.
- Statement from the person(s) rescued.
- Letter from the school's principal, a teacher, or the patrol supervisor indicating whether the patrol member was on duty at his/her specific station. The letter should also indicate if there were other patrols on duty, and if so, where they were stationed and what they were doing.
- Photographs of the scene.
- Police reports if the incident was investigated.
- Newspaper articles and pictures pertaining to the incident.

## **III. Diagram**

A diagram should be submitted on plain, unlined paper at least 8 1/2" X 11" in size, depicting the circumstances surrounding the entire lifesaving sequence. As in the other steps, the diagram should be clear and accurate.

### **Diagram Procedure:**

- Outline the roadway, sidewalks, and nearby vicinity at the scene of the incident, using solid lines.
- Obstructions such as parked cars, trucks, trees, buildings, etc., that blocked the view of the patrol, the vehicle driver or the pedestrian should be indicated.
- Mark the location of the people and vehicles involved at the moment the patrol member realized a person was in danger.
- Show the path of people in danger and vehicle involved before action by the patrol, using solid lines, the path of the patrol, person rescued, and the vehicle after the patrol initiated action should be indicated by dotted lines.
- Indicate the direction and estimated speed of the vehicle(s) involved in the incident.
- Indicate the location of traffic signs, signals, crosswalks, police officers, witnesses, and others involved in the incident.
- All distances and street widths relating to the case should be printed in the correct place.
- Indicate whether roadways are one-way or two-way.



Patrol



Other Person(s)




Witness



Bus



Auto



Truck

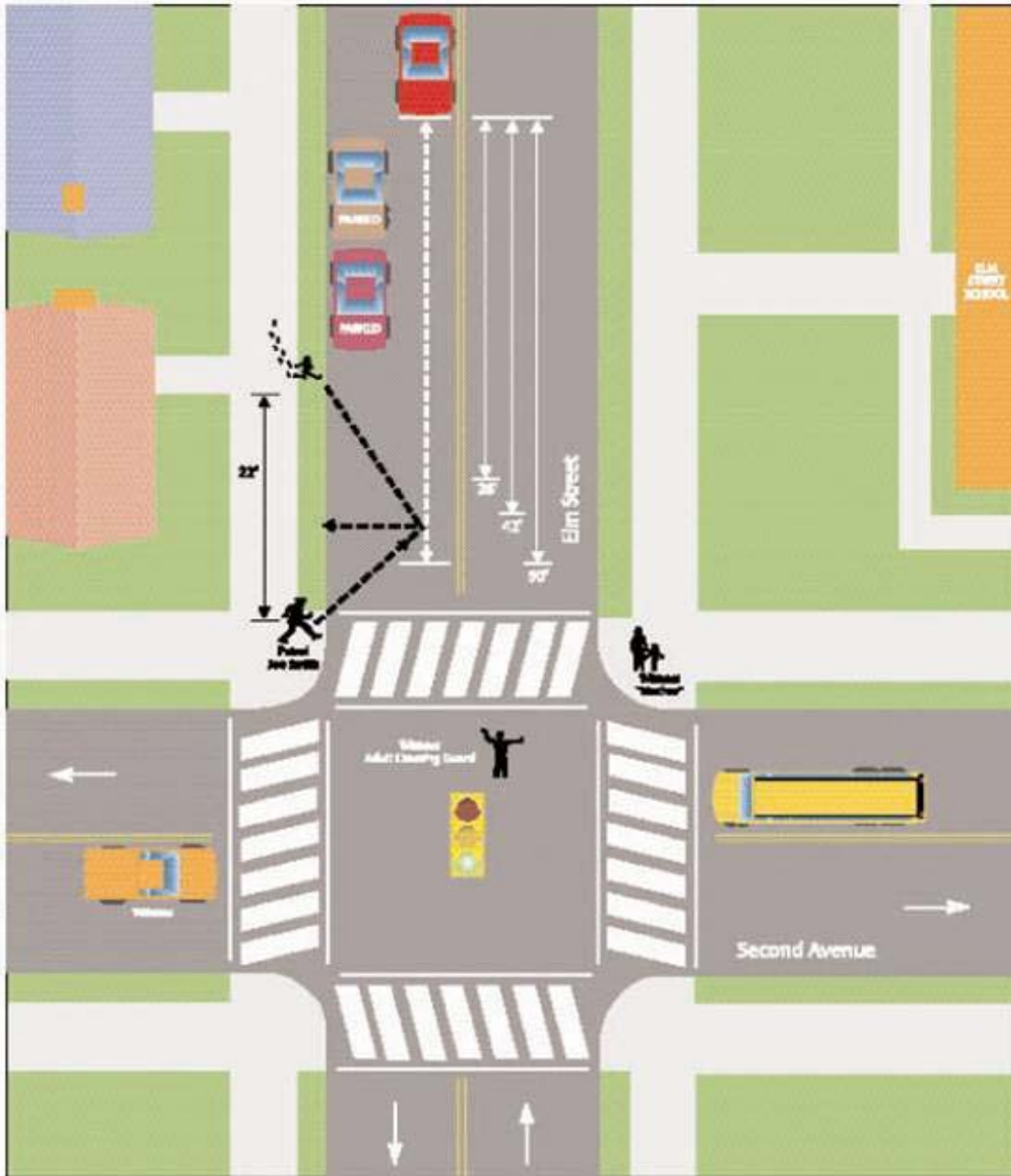
#### IV. Submitting Recommendations

Lifesaving acts performed during the current school year are eligible for consideration by the National Review Board.

**The deadline for submitting recommendations is February 2, 2009.  
[Clubs to customize with address and contact information]**

It is important to submit recommendations as soon as possible so that necessary documentation can be obtained while the information is still fresh.

If the lifesaving incident takes place after the February 2nd deadline or so close to it that documentation cannot be compiled in time, the case will be accepted and considered for the following year. If a delay occurs due to another cause, please explain fully.



Sample Diagram



OFFICIAL RECOMMENDATION FORM
AAA SCHOOL SAFETY PATROL™ LIFESAVING MEDAL

To:

[Your local AAA Club]

\*School:
Address:
City: State: Zip:
Phone:
Email:

PERSONS INVOLVED

PATROL MEMBER:

\*Name:
Date of birth:
Address:
City: State: Zip:
Father's name:
Mother's name:
Regular duty:
or Substitute:
Length of service Months
Injuries:

PERSON RESCUED:

Name:
Age:
Address:
City: State: Zip:
Father's name:
Mother's name:
Injuries:

LOCATION

Action occurred on: at intersection and
Not at intersection: ft. of Time:
Volume of traffic: Posted speed limit:

VEHICLES INVOLVED

Driven by: Age: Address:
Valid license: Type of vehicle: Condition of vehicle:
Damage to other vehicles or property:
Action of driver:
Driver issued a summons? (Yes, No)
Violations: (Exceeding speed limit, etc.)

CONDITIONS

Weather: Clear Cloudy Raining Snowing Fog Temp: °F
Road Condition: Dry Wet Snow Ice Slick (mud/oil) Other
Road Surface: Concrete Asphalt Brick Gravel Unpaved Other
Road Character: Straight Curves Level Upgrade Downgrade Hillcrest
Locality: Check one, indicating that 50 percent or more of area along street for 300 ft. was:
Industrial Shopping, Business School Playground Residential Other

\* NAMES WILL APPEAR ON AWARDS AS THEY ARE LISTED ABOVE - Please double-check spelling of names and school.

1. Rescued person was: On way to school \_\_\_\_\_ Going home \_\_\_\_\_ Other \_\_\_\_\_
2. Rescued person used route: Always \_\_\_\_\_ Frequently \_\_\_\_\_ Rarely \_\_\_\_\_
3. Rescued person's clothing was: Light \_\_\_\_\_ Dark \_\_\_\_\_ Other \_\_\_\_\_
4. Traffic lanes: Unmarked \_\_\_\_\_ Marked \_\_\_\_\_ Separated \_\_\_\_\_ Other \_\_\_\_\_
5. Traffic controls: None \_\_\_\_\_ Signs \_\_\_\_\_ Traffic signals \_\_\_\_\_ Pedestrian control devices \_\_\_\_\_  
 Police officer \_\_\_\_\_ Adult crossing guard \_\_\_\_\_

*PLEASE CONSIDER CAREFULLY WHEN STATING ESTIMATED SPEEDS AND DISTANCES INVOLVED*

Attach diagram to illustrate this information

6. At the moment the patrol member realized a person was in danger, what was:
  - (a) the location/distance of the vehicle from the *patrol member* on duty? \_\_\_\_\_  
\_\_\_\_\_
  - (b) the location/distance of the vehicle from the *person in danger*? \_\_\_\_\_  
\_\_\_\_\_
  - (c) the direction being traveled by the vehicle? \_\_\_\_\_
  - (d) the estimated speed of the vehicle? \_\_\_\_\_
 Action of person in danger? \_\_\_\_\_  
 Action of patrol member? \_\_\_\_\_  
 \_\_\_\_\_  
 \_\_\_\_\_

Recommended by: \_\_\_\_\_ Occupation: \_\_\_\_\_

Signature: \_\_\_\_\_

If recommender did not see the act, what is the basis for the recommendation? \_\_\_\_\_  
 \_\_\_\_\_  
 \_\_\_\_\_

We, the undersigned, witnessed the lifesaving act reported hereon, find the facts to be true and correct, and submit herewith our own description of what happened:

	Name	Address	Age	Occupation
1.	_____	_____	_____	_____
2.	_____	_____	_____	_____
3.	_____	_____	_____	_____

Reviewer:

I have investigated the foregoing recommendation, find the facts reported to be correct, and endorse the recommendation for a lifesaver medal award.

AAA School Safety Patrol™ Supervisor signature: \_\_\_\_\_ Date: \_\_\_\_\_

Attest Nomination:

Principal (SIGNATURE)	City	State	Date
Police Safety Officer (SIGNATURE)	City	State	Date